

# Training Module Two: Registering your company for TAC

**September 2023 v2.1**






All product names, model numbers or other manufacturer identifiers not attributed to GSMA are the property of their respective owners.  
©GSMA Ltd 2023

# Brand owner registration is the first step towards TAC allocation



# Carefully complete the company details section



 <hr/>	 <hr/>	 <hr/>	 <hr/>	 <hr/>
<b>Company name</b>	<b>Registered head office address</b>	<b>Country where head office is located (dropdown menu)</b>	<b>Business telephone number</b>	<b>Company registration number</b>

# Carefully complete the company details section



- ☐ Do you manufacture and sell devices under your own brand name?
- ☐ Do you manufacture and sell devices under other companies' brand names?
- ☐ Do you sell devices under your brand names, which are made by other manufacturers?
- ☐ Company registered brand name
- ☐ Company registered brand certificate number
- ☐ Is your company a GSMA member?
- ☐ Are you aware of GSMA IMEI Allocation and Approval Process TS06?

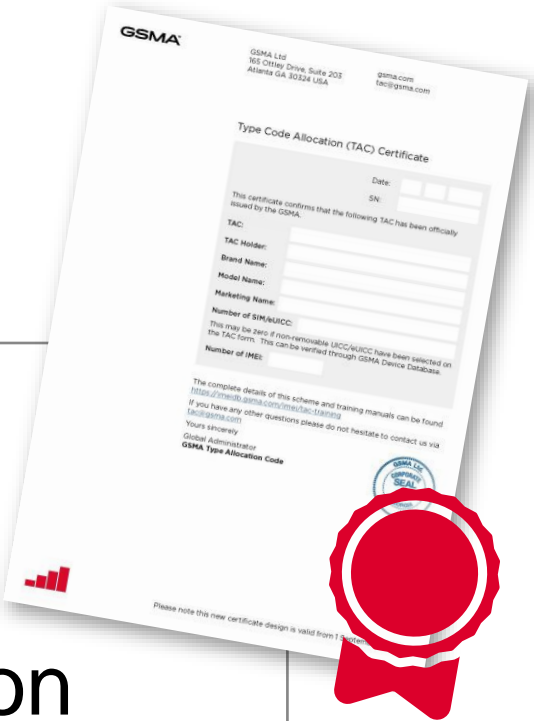
A copy of the brand registration certificate must be sent to the Reporting Body when requested



Company website\*






ISO 9000 Certification Allocation Body\*

ISO 9000 Certification Number\*








\*Optional fields. Please complete as helpful for the Reporting Body

# The main contact should be a director or a senior manager of the company

	<div>Name (title, first name and surname)<div></div></div>	<div>This should be a director or a senior manager of the company</div>
	<div>Job title<div></div></div>	
	<div>Business telephone number<div></div></div>	<div>Must be completed in international format</div>
	<div>Email<div></div></div>	<div> <div>Comments*<div></div></div></div>


\*Optional fields. Please complete as helpful for the Reporting Body


# The secondary contact may work for the company or may be the person tasked with requesting TAC


	<div>Name (title, first name and surname)</div>	<div>This could be someone from a different company</div>
	<div>Job title</div>	
	<div>Business telephone number</div>	<div>Must be completed in international format</div>
	<div>Email</div>	<div> Comments*</div>


\*Optional fields. Please complete as helpful for the Reporting Body


# To complete the form, the terms and conditions must be accepted and then click submit














Ts&Cs

☒ Accept Terms and Conditions

Submit

This will submit your application to your Reporting Body

Reset

This clears all information and it will need to be entered again

Back

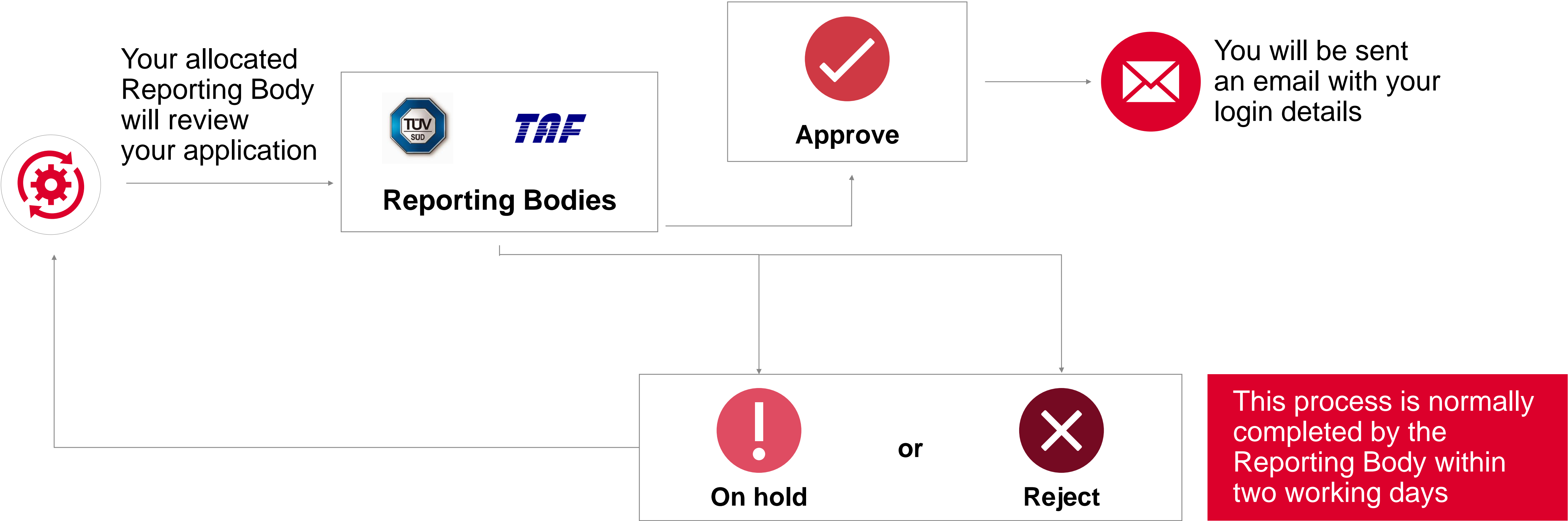
This takes you back to the previous page and completed data will be cleared

© GSMA 2023

GSMA™



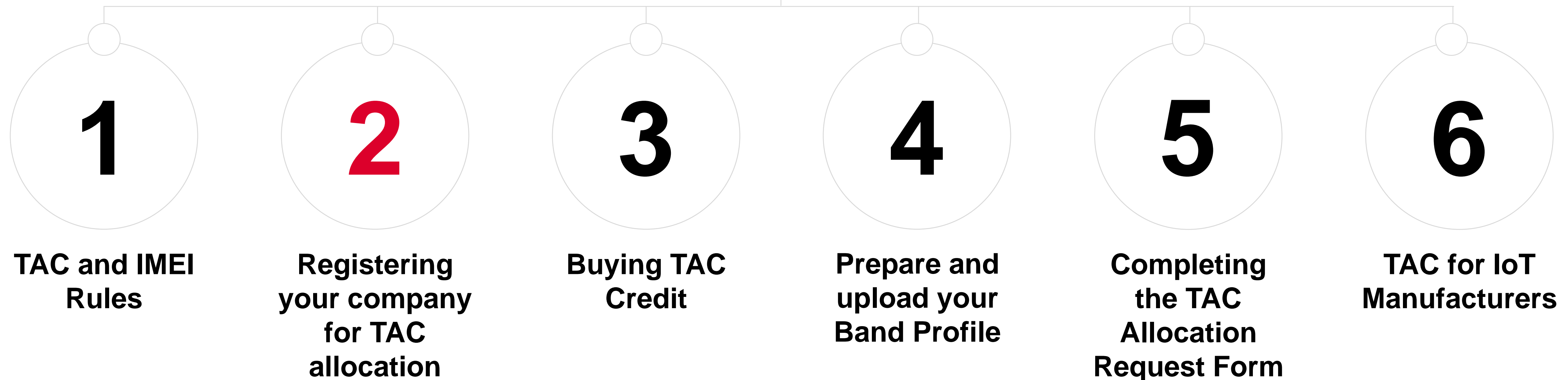

# Once submitted, your application will be reviewed by the relevant Reporting Body



You will need to amend and resubmit your application



# ***This document is part two of six TAC training modules***







[www.gsma.com/tac](http://www.gsma.com/tac)

## GSMA TAC Support



[tac@gsma.com](mailto:tac@gsma.com)



+1 408 617 8959